

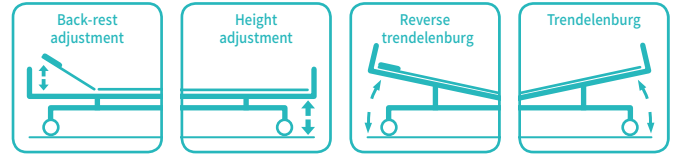
NWF298-6

GYNECOLOGICAL EXAMINATION TABLE



NWF298-6

FEATURES AND HIGHLIGHTS



Technical parameters

Overall dimensions	2020×800mm
Table height	600×880mm
Backrest lifting	0-45° (±2°)
Trendelenburg	0-7° (±2°)
Reversed trendelenburg	0-7° (±2°)
Gross weight	118kg
Net weight	113kg
Packing size	4655×915×740mm


Technical configuration

<input checked="" type="checkbox"/> Mattress	1 set
<input checked="" type="checkbox"/> Guardrail	4 pcs
<input checked="" type="checkbox"/> Air spring	3 pcs
<input checked="" type="checkbox"/> Assist handle	2 pcs
<input checked="" type="checkbox"/> Legrest	2 pcs
<input checked="" type="checkbox"/> Bumper	4 pcs
<input checked="" type="checkbox"/> Waste basin	1 pc
<input checked="" type="checkbox"/> Castor	4 pcs



Design

Suitable for hospitals, clinics, and family planning centers; essential for maternity care and gynecological examinations.



Material

High-quality 201 stainless steel construction with 1.0mm thick plates, supporting up to 200kg.




Welding

Argon arc welding, neat and smooth seams.



Guardrail

Foldable stainless steel side rails with snap-on design for easy raising and lowering (240mm height), making it convenient for patients to get on and off the bed. Detachable stainless steel head and foot ends, convenient for doctor access.



Back Plate

Backrest controlled by gas springs (0-45°±2°).



Seat Plate

U-shaped cutout design for easier medical procedures.




Leg Plate

Retractable leg board with a ball limit design for easy extension and retraction.



Hydraulic system

Hydraulic height adjustment with foot pedal control. Pressing down raises the bed surface, and lifting the foot pedal lowers it, making it easy to operate.



Assist handle

Foldable assist handles, easy for patients to grip.



Legrest

Manual multi-angle adjustment for added convenience.



Bumper

4 bumpers on corners to prevent collisions and ensure patient transport safety.




Castor

4 pcs 5-inch wheels, all with brakes for stable and reliable braking.



Mattress

High-density sponge mattress with PU cover and a U-shaped cutout at the hip area for doctor convenience. The back and seat mattresses are non-removable, while the leg mattress is detachable.



Waste basin

Standard stainless steel waste basin (320mm in diameter), sturdy, easy to install and detachable.





NUMBER WIN

MEDICAL TECHNOLOGY



7x24

Online 24 Hours for Sales Service
Timely Response for Clients' Problems

+86 18021231901

Suzhou Number Win Medical Technology Co.,Ltd.

No. 35, Lehong Road · Zhangjiagang (Jiangsu) · China

export@number-win.com

www.number-win.com

As the circumstance of printing, the photos might have minor difference on color, tactile from real products.
As the update of design and improvement, parameters and outlook of products might change, thanks for understanding.



Company video



General catalogue