


NWE004

STAINLESS STEEL WASH BASIN (DOUBLE)



NWE004

FEATURES AND HIGHLIGHTS

Technical parameters

| | |
|--------------|------------------|
| ▪ Size | 660*330*800±10mm |
| ▪ Basin size | φ330mm±10mm |



Design

The overall design is exquisite, simple installation, stable and durable.




Material

Made from high-quality stainless steel, anti-corrosion and anti-rust.




Wash basin

Separate design for basin and supporting ring, allowing for easy disposal of contents. Basin dimension: 330mm±10mm.




Column

φ22 stainless steel round tube, 0.6mm thick, providing high bearing capacity.



Base

Reinforced cross base, using 30*30 stainless steel square tube, stable and firm.



Castor

Four 2" castors (two with brake), 360° rotating and easy to move.



As the circumstance of printing, the photos might have minor difference on color, tactile from real products.
As the update of design and improvement, parameters and outlook of products might change, thanks for understanding.

NUMBER WIN

MEDICAL TECHNOLOGY



7×24

Online 24 Hours for Sales Service
Timely Response for Clients' Problems

+86 18021231901

Suzhou Number Win Medical Technology Co.,Ltd.

No. 35, Lehong Road · Zhangjiagang (Jiangsu) · China

export@number-win.com

www.number-win.com



Company video



General catalogue