

NW200

MANUAL HOMECARE BED



NUMBER WIN
— MEDICAL TECHNOLOGY —



POSTURE FUNCTION



CONFIGURATION TABLE

Model	NW200
Bed Length	2030±10mm
Bed Width	960±10mm
Bed Height	500±10mm
Pooholes Size	190×285±10mm
Back-rest Adjustment	0-80° (±5°)
Knee-rest Adjustment	-70°-30° (±5°)
Left-turning &Right-turning Adjustment	0-45° (±5°)
Safe working load	200kg
Mattress	1set
Hair washing basin	1pc
Infusion rack	1set
Castors	4pcs
Dining table	Optional



Safe working load

200_{kg}



Back-rest adjustment

80° (±5°)



Leg lifting adjustment

30° (±5°)



Knee-rest adjustment

70° (±5°)



Right-turning adjustment

45° (±5°)



Left-turning adjustment

45° (±5°)

THOUGHTFUL DESIGNS

Suitable for use in High-grade wards, welfare homes, nursing homes, elderly care center.

Rocker

Durable rocker is made of steel, its surface is electroplated, use smoothly without noise, collapsible and including dust cover. The Rocker is foldable so that caregivers and loved ones do not hurt their shins as they walk by the bed.



Aluminum alloy guardrail

Guardrail total length 1180mm, D-type aluminum alloy handrail, stainless steel column guardrail, elaborate switch design helping to ensure durability and performance for years to come. Folded guardrail is slightly above the bed to prevent mattress displacement.

Head foot board

Environmental ABS head foot board with wood graining decoration which will compliment any home setting. The bumper design contributes to both patient and caregiver safety in moving process. Additionally, the head foot board can be installed or removed without any tools.



Bed Material

The bed frame are created with 1.0mm thickness and 40*80mm tube for strength, and bed surface is perfectly welded. The bed frame connectors are welded with a tube which thickness is 2.75mm.

The durable bed frame is impact and scratch-resistant after excellent paintwork.

You can use any mattress type thanks to our Bed's flat, smooth bed frame and surface.



POSTURE FUNCTION

Built with incredible attention to detail, this home care bed is versatile enough to comfortably accommodate any aspect of day-to-day life.




Back&Knee-rest Lifting

Stainless steel cranks helps users change positions easily,improving blood circulation and reducing the chance of skin shearing or pressure sores. Finding your perfect position to watch tv, sleep, eat, or talk with loved ones.



Back-rest Lifting

Back-rest Lifting will bring you to a seated position for for watching TV, eating a meal, or visiting with family and provide a moderate height for caregivers.




Bedboard Design

Its durable structure comes with a weight capacity of 250kg, this bed set accommodates most patients. An open architecture frame makes cleaning the bed quick and easy.




Caster

Four silent castors, 12cm in diameter, ensure smooth mobility of the bed in any direction.




Pooholes

Ingenious design of the pooholes helps users remove and clean easily while the patient is still in the bed.





POSTURE FUNCTION

Built with incredible attention to detail, this home care bed is versatile enough to comfortably accommodate any aspect of day-to-day life.



Knee-rest Lifting
This unique function gives the patient support and promoting blood circulation and help with leg pain and swelling.



Left-turning&right-turning
Helps users turning easily, improving blood circulation and reducing the chance of skin shearing or pressure sores.



ACCESSORIES

Mattress
Removable cotton cover is durable, Built-in 60mm3D hard cotton, water resistant, anti-microbial.




Dining table (optional)
Moving table easily for comfort while reading, writing or eating.



Infusion rack
The infusion rack is made of stainless steel, and its height can be adjustable.



Hair washing basin
Hair washing basin with drain pipe, draining the dirty water easily for users after used.



Bedpan
The bedpan is made of raw material by injection molding, so it has the advantage of convenient cleaning.



As the circumstance of printing, the photos might have minor difference on color, tactile from real products.
As the update of design and improvement, parameters and outlook of products might change, thanks for understanding.

NUMBER WIN

MEDICAL TECHNOLOGY



7×24

Online 24 Hours for Sales Service
Timely Response for Clients' Problems

+86 18021231901

Suzhou Number Win Medical Technology Co.,Ltd.

No. 35, Lehong Road · Zhangjiagang (Jiangsu) · China

export@number-win.com

www.number-win.com



Company video



General catalogue